


SILAY CITY WATER DISTRICT
STATEMENT OF FINANCIAL POSITION
As of December 31, 2021
(with Comparative Figures for CY 2020)


	<u>2021</u>	<u>2020</u>
A S S E T S		
Current Assets		
Cash and Cash Equivalents	P 28,842,679.28	P 27,428,640.26
Receivables	9,316,777.69	8,341,467.65
Inventories	2,319,785.15	2,256,615.66
Total Current Assets	P <u>40,479,242.12</u>	P <u>38,026,723.57</u>
Non-Current Assets		
Property, Plant and Equipment (net)	P 80,676,822.62	P 72,636,173.74
Other Assets	183,292.12	183,292.12
Total Non-Current Assets	P <u>80,860,114.74</u>	P <u>72,819,465.86</u>
TOTAL ASSETS	P <u>121,339,356.86</u>	P <u>110,846,189.43</u>
LIABILITIES AND EQUITY		
LIABILITIES		
Current Liabilities		
Financial Liabilities		
Payables	P 4,439,924.77	P 4,296,379.92
Loans Payable Domestic	3,979,493.12	3,843,257.76
Inter-Agency Liabilities	3,269,067.87	2,686,233.64
Trust Liabilities	413,592.55	919,448.38
Deferred Credits	-	-
Total Current Liabilities	P <u>12,102,078.31</u>	P <u>11,745,319.70</u>
Non-Current Liabilities		
Loans Payable	P 11,494,684.95	P 14,355,756.33
Total Non-Current Liabilities	P <u>11,494,684.95</u>	P <u>14,355,756.33</u>
TOTAL LIABILITIES	P <u>23,596,763.26</u>	P <u>26,101,076.03</u>

EQUITY		
Accumulated Surplus/Deficit	P 19,200.00	P -
Government Equity	249,231.32	249,231.32
Retained Earnings	97,474,162.28	84,495,882.08
TOTAL EQUITY	P 97,742,593.60	P 84,745,113.40
TOTAL LIABILITIES AND EQUITY		
	P 121,339,356.86	P 110,846,189.43


Prepared by


MA. CECILIA D. BEDIA
Senior Corporate Accountant

Reviewed by:


JENEVER O. AQUINO
Division Manager
Administrative and
General Services Division

Noted by:


JOSE LUIS G. LEDESMA JR
General Manager