

# SILAY CITY WATER DISTRICT

Jose C. Locsin Avenue, Silay City, Negros Occidental  
(034) 495-0163 / 495-5011 Fax No. (034) 495-4125

## *Annual Report* 2019



# SILAY CITY WATER DISTRICT


## VISION

*We pledge to provide water services to the whole city of Silay, striving to upgrade our facilities to be attuned to the future needs of the city and having the best men and women employees to deliver excellent services to the concessionaires and the community as a whole.*



## MISSION

*The Best Water District in Negros Island contributing to the quality of life of the people of Silay by providing them safe, potable, adequate and sustainable water supply*



## ANNUAL REPORT

For the Period January 1, 2019 to December 31, 2019

### II. PROFILE

#### 1. THE WATER DISTRICT & ITS PHYSICAL SYSTEM'S FACILITIES

##### A. ORGANIZATION

1. Date Formed	July 01, 1976	Age (months) as of 12/31/19	43 years and 6 months
2. Date CCC was issued	August 12, 1976	CCC No.	027
3. Personnel	35 - permanent 18- Casual		

Comments: (adequacy, qualification, performance & others)

##### B. EXISTING SYSTEM'S FACILITIES

##### 1. Service

1.1 Service Area	130 square km (more or less)
1.2 Population of Service Area (Latest)	80,860
1.3 No. of Households	16,172
1.4 No. of Persons/Household	5
1.5 Service Time (hrs./day)	24 hours/day

##### 2. Structure and Equipment

##### 2.1 Administration Building

Office Area	295 square meter
Office Equipment (see List of Major Equipments)	Annex L

##### 2.2 If rented, how much per month?

N/A

##### 2.3 Type of Water Source

Ground Water

Rated Capacity per day (cu.m. / day)

9,504 m3/day

##### 2.4 Reservoir (description, built, dimension and capacity)

ANNEX M

--	--	--	--

##### 2.5 Water Sources (Annex J -WD Water Sources)

##### 2.6 Service Connections

Type	Flat	Metered	Total
Residential Government		9,201	9,201
Commercial		316	316
Refilling		32	32
Total		9,549	9,549

## 2.7 Production

Average Monthly Production

213,497 cu.m/mo.

a. Booster/Pumping (cu.m)

N/A

b. Bulk Water (cu.m)

N/A

Production Efficiency % (average/month)  
(Total Water Utilized/Total Production)

79.63%

NRW % ( ) YTD

25.96%

## 2. CURRENT OPERATION / FINANCIAL HIGHLIGHTS

A. Existing Water Rates (Annex H-Water Rates Schedule)

ANNEX H

B. Operating Income/Expenses

Average Water Sales (average/mo)

5,270,547.00

Average Collection (average/mo)

5,804,141.00

Average Expenses-O & M for the year (average/mo)

4,266,339.00

C. Financial Highlights (rate & status)

Current Ratio =  $\frac{\text{Current Assets}}{\text{Current Liabilities}}$

5:1

Long Term Debt/Equity Ratio

1:3

Monthly Biling (average/mo)

5,516,813.00

Collection Efficiency-% of On-Time Payment (YTD)

95%

## 3. COMMUNITY ECONOMIC PROFILE

A. Total Population (covered by the Water District)

80,860

B. Average Monthly Family Income in the Area

11,850.00

C. Major Source of Income

Agriculture, Commerce  
Transportation, Civil Service,  
and Tourist

D. Average Monthly Family Expenditure in the Area

10,665.00

E. City/Municipal Revenue

549.22 Million (as of 12.31.17)

F. Average Rate of Mortality per 100,000 population due to waterborne diseases (e.g. diarrhea)

None

G. Average Rate of Morbidity per 100,000 population due to waterborne diseases (e.g. diarrhea)

207 (as of 12/31/19)

H. Major Agricultural, Industrial and Commercial activities


Sugar, Fishing and Agriculture, tourism ( ancestral house and forest-eco tourism


#### 4. OTHER INFORMATION


1. The District has been paying the \_\_N/A\_\_ Water District an average of \_\_N/A\_\_ cubic meter of Bulk Water per month
2. The District has implemented the Meter Clustering System to help alleviate water pilferage
3. The District has regularly monitors the Residual Chlorine in various strategic points of its water supply system (12 Summary of Bacteriological Analysis 2019)
4. The District has maintained its established safety programs and standard operating procedure
5. The District has continued implementing the 5% discount for water bill of Senior Citizens
6. The District has approved the Gender and Development Budget for CY 2018 in compliance with RA 9710
7. The District has adopted and implemented the approved Strategic Performance Management System (SPMS)
8. The District has religiously paid the principal and interest of its loans to DBP and City Government of Silay

*Note: Presently the district has no loan with LWUA*


Prepared by:

  
**JENEVER O. AQUINO**  
OIC-Admin. & Gen. Serv. Div.

  
**ROSEMARIE M. DUMABOC**  
Commercial Division Manager

  
**ENGR. RODNEY L. NABALONA**  
Operations Division Manager

Approved by:

  
**JOSE LUIS G. LEDESMA, JR.**  
General Manager