




SILAY CITY WATER DISTRICT

2018 Annual Report




JOSE LUIS G. LEDESMA, JR.
General Manager

SILAY CITY WATER DISTRICT


VISION

We pledge to provide water services to the whole city of Silay, striving to upgrade our facilities to be attuned to the future needs of the city and having the best men and women employees to deliver excellent services to the concessionaires and the community as a whole.



MISSION

The Best Water District in Negros Island contributing to the quality of life of the people of Silay by providing them safe, potable, adequate and sustainable water supply



ANNUAL REPORT

For the Period January 1, 2018 to December 31, 2018

II. PROFILE

1. THE WATER DISTRICT & ITS PHYSICAL SYSTEM'S FACILITIES

A. ORGANIZATION

1. Date Formed	July 01, 1976	Age (months) as of 12/31/15	42 years & 6 months
2. Date CCC was issued	August 12, 1976	CCC No.	027
3. Personnel	35 - permanent 7- Casual		

Comments: (adequacy, qualification, performance & others)

B. EXISTING SYSTEM'S FACILITIES

1. Service

1.1 Service Area	130 sq. km (more or less)
1.2 Population of Service Area (Latest)	80,197
1.3 No. of Households	16,039
1.4 No. of Persons/Household	5
1.5 Service Time (hrs./day)	24 hours/day

2. Structure and Equipment

2.1 Administration Building

Office Area	295 sq.m
Office Equipment (see List of Major Equipments)	Annex L

2.2 If rented, how much per month?	N/A
------------------------------------	-----

2.3 Type of Water Source	Groundwater
--------------------------	-------------

Rated Capacity per day (cu.m. / day)	9,504 m3/day
--------------------------------------	--------------

2.4 Reservoir (description, built, dimension and capacity)

--	--	--	--

2.5 Water Sources (Annex J -WD Water Sources)

2.6 Service Connections

Type	Flat	Metered	Total
Residential Government		8,423	8,423
Commercial		283	283
Refilling		27	27
Total		8,733	8,733

2.7 Production

Average Monthly Production

200,257 cu.m/ mo.

a. Booster/Pumping (cu.m)

N/A

b. Bulk Water (cu.m)

N/A

Production Efficiency % (average/month)

(Total Water Utilized/Total Production)

82.15%

NRW % (28.10) YTD

28.10%

2. CURRENT OPERATION / FINANCIAL HIGHLIGHTS

A. Existing Water Rates (Annex H-Water Rates Schedule)

Annex H

B. Operating Income/Expenses

Average Water Sales (average/mo)

4,675,076.00

Average Collection (average/mo)

4,682,877.57

Average Expenses-O & M for the year (average/mo)

3,926,018.00

C. Financial Highlights (rate & status)

Current Ratio = $\frac{\text{Current Assets}}{\text{Current Liabilities}}$

9.52 : 1

Long Term Debt/Equity Ratio

1 : 2.89

Monthly Biling (average/mo)

4,615,076.00

Collection Efficiency-% of On-Time Payment (YTD)

95%

3. COMMUNITY ECONOMIC PROFILE

A. Total Population (covered by the Water District)

80,197

B. Average Monthly Family Income in the Area

10,950.00

C. Major Source of Income

Agriculture, Commerce
Transportation, Civil Service
and Tourist

D. Average Monthly Family Expenditure in the Area

9,855.00

E. City/Municipal Revenue

549.22 Million(as of 12/31/17)

F. Average Rate of Mortality per 100,000 population due to waterborne diseases (e.g. diarrhea)

None

G. Average Rate of Morbidity per 100,000 population due to waterborne diseases (e.g. diarrhea)

214 (as of 12/31/17)

H. Major Agricultural. Industrial and Commercial activities

Sugar, Fishing and Agriculture, tourism (ancestral house and forest-eco tourism


4. OTHER INFORMATION


1. The District has been paying the __N/A__ Water District an average of __N/A__ cubic meter of Bulk Water per month
2. The District has implemented the Meter Clustering System to help alleviate water pilferage
3. The District has regularly monitors the Residual Chlorine in various strategic points of its water supply system (__12__ Summary of Bacteriological Analysis 2018)
4. The District has maintained its established safety programs and standard operating procedure
5. The District has continued implementing the 5% discount for water bill of Senior Citizens
6. The District has approved the Gender and Development Budget for CY 2018 in compliance with RA 9710
7. The District has adopted and implemented the approved Strategic Performance Management System (SPMS)
8. The District has religiously paid the principal and interest of its loans to DBP and City Government of Silay

Note: Presently the district has no loan with LWUA


Prepared by:


JENEVER Q. AQUINO
OIC-Admin & Gen. Serv. Div.


ROSEMARIE M. DUMABOC
Commercial Division Manager


ENGR. RODNEY L. NABALONA
Operations Division Manager

Approved by:


JOSE LUIS G. LEDESMA, JR.
General Manager