

**SILAY CITY WATER DISTRICT  
STATEMENTS OF CASH FLOWS  
For the Period Year Ended December 31, 2018  
(with Comparative Figures for CY 2017)**

	<u>2018</u>	<u>2017</u>
<b>Cash Flows from Operating Activities:</b>		
Cash Inflows:		
Collection of Receivables	P 56,666,432.93	P 52,398,368.71
Rebates/Discount on Waterworks System Fee	(1,627,584.17)	(1,379,745.35)
Other Service Income	592,018.00	495,778.35
Fines & Penalties	940,619.13	793,499.10
Rent/Lease Income	4,500.00	2,500.00
Other Unearned Revenue/Income	1,831,714.93	1,751,227.55
Miscellaneous Income	466,960.81	144,048.23
Inspection Fees	128,680.00	85,360.00
Other Receivable	256,780.88	330,552.41
Interest Income	109,162.92	81,828.73
Receipt of Guaranty Deposits		266,177.65
Receipt of Grants and Donations	3,097,813.93	6,745,897.20
Refund of Cash Advance & Other Adjustments	1,132,948.73	366,278.83
<b>Total Cash Inflows from Operating Activities</b>	<b>P <u>63,600,048.09</u></b>	<b>P <u>62,081,771.41</u></b>
<b>Cash Outflows from Operating Activities</b>		
Salaries and Wages	P 19,873,255.32	P 18,425,642.09
Other Maint & Oper. Expenses	11,754,124.43	10,730,404.52
Purchase of Construction Materials	3,191,465.38	3,019,503.45
Chemical and Filtering Supplies	1,265,874.70	1,404,913.29
Electricity Expense—Pumping Stations	8,779,009.79	7,760,530.06
Fuel, Oil & Lubricants - Pumping Stations	325,735.50	52,415.21
Payment of Accounts Payable	279,722.31	75,776.96
Remittance of Franchise Tax	902,820.03	1,019,040.63
Other Disbursements	739,569.19	451,956.70
<b>Total Cash Outflows from Operating Expenses</b>	<b>P <u>47,111,576.65</u></b>	<b>P <u>42,940,182.91</u></b>
<b>Net Cash Inflow Provided by Operating Activities</b>	<b>P <u>16,488,471.44</u></b>	<b>P <u>19,141,588.50</u></b>
<b>Cash Inflows from Investing Activities</b>	<u>0</u>	<u>0</u>
<b>Total Cash Inflow from Investing Activities</b>	<b>P <u>-</u></b>	<b>P <u>-</u></b>
<b>Cash Outflows from Investing Activities</b>		
Acquisition of Assets	18,064,961.48	P 8,300,836.11
<b>Total Cash Outflows from Investing Activities</b>	<b>P <u>18,064,961.48</u></b>	<b>P <u>8,300,836.11</u></b>
<b>Net Cash Inflow Provided by Investing Activities</b>	<b>P <u>(18,064,961.48)</u></b>	<b>P <u>(8,300,836.11)</u></b>
<b>Cash Inflows from Financing Activities</b>		
Proceeds from DBP Loan	3,789,401.10	112,875.00
<b>Total Cash Inflow from Financial Activities</b>	<b>P <u>3,789,401.10</u></b>	<b>P <u>112,875.00</u></b>
<b>Cash Outflows from Financing Activities</b>		
Payment of Long Term Debt	P 4,637,138.00	P 4,588,498.15
Payment of Documentary Stamp	28,868.97	-
<b>Total Cash Outflows from Investing Activities</b>	<b>P <u>4,666,006.97</u></b>	<b>P <u>4,588,498.15</u></b>
<b>Net Cash Inflow Provided by Financing Activities</b>	<b>P <u>(876,605.87)</u></b>	<b>P <u>(4,475,623.15)</u></b>
<b>Net Cash Provided by Operating, Investing Financing Activities</b>	<b>P <u>(2,453,095.91)</u></b>	<b>P <u>6,365,129.24</u></b>
<b>Cash Balance, January 1</b>	<b><u>32,127,281.91</u></b>	<b><u>25,762,152.67</u></b>
<b>Cash Balance, December 31</b>	<b>P <u>29,674,186.00</u></b>	<b>P <u>32,127,281.91</u></b>

2018


2017

**Breakdown of Cash and Cash Equivalents:**


Cash Collecting Officer  
Cash in Bank, Local Currency, Current Account  
Cash in Bank, Local Currency, Savings Account  
Cash in Bank, Local Currency, Time Deposit

<b>P</b>	202,176.49	<b>P</b>	238,094.70
	21,241,920.83		23,927,945.16
	210,792.17		26,318.13
	<u>8,019,296.51</u>		<u>7,934,923.92</u>
<b>P</b>	<u><u>29,674,186.00</u></u>	<b>P</b>	<u><u>32,127,281.91</u></u>


**Prepared by**

  
MA. CECILIA BIBIANA D. BEDIA  
Corporate Budget Analyst

**Verified by:**

  
JENEVEVO O. AQUINO  
Officer in Charge  
Admin and General Services

**Noted by:**

  
JOSE LUIS G. LEDESMA JR.  
General Manager