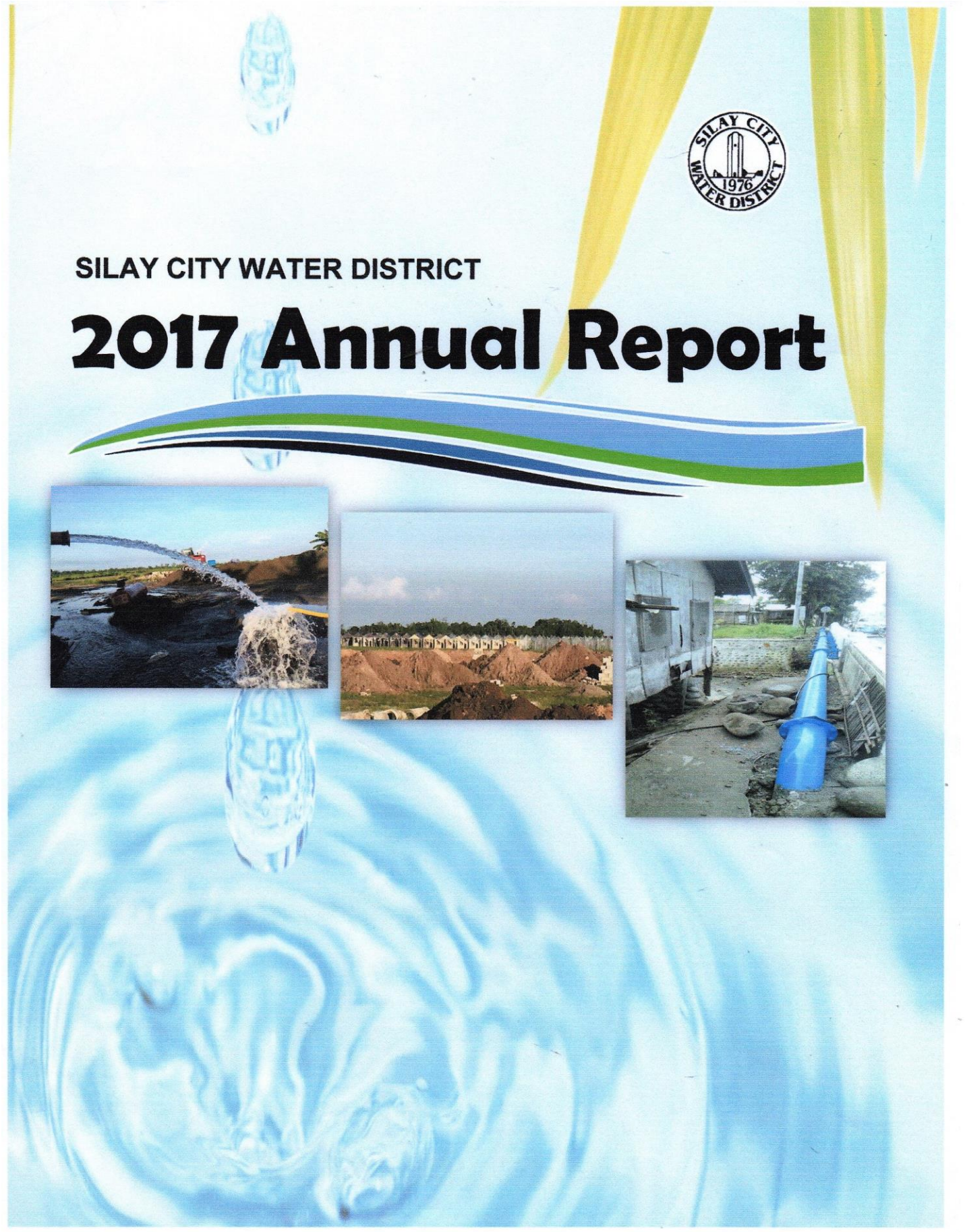




SILAY CITY WATER DISTRICT

# 2017 Annual Report





## ANNUAL REPORT

For the Period January 1, 2017 to December 31, 2017

### II. PROFILE

#### 1. THE WATER DISTRICT & ITS PHYSICAL SYSTEM'S FACILITIES

##### A. ORGANIZATION

1. Date Formed	July 01, 1976	Age (months) as of 12/31/17	41 years & 6 months
2. Date CCC was issued	August 12, 1976	CCC No.	027
3. Personnel	32 - permanent 5- Casual		

Comments: (adequacy, qualification, performance & others)

##### B. EXISTING SYSTEM'S FACILITIES

##### 1. Service

1.1 Service Area	130 sq. km (more or less)
1.2 Population of Service Area (Latest)	79,474
1.3 No. of Households	15,895
1.4 No. of Persons/Household	5 persons
1.5 Service Time (hrs./day)	24 hours/day

##### 2. Structure and Equipment

##### 2.1 Administration Building

Office Area	295 sq. m
Office Equipment (see List of Major Equipments)	Annex L

2.2 If rented, how much per month? N/A

2.3 Type of Water Source Groundwater

Rated Capacity per day (cu.m. / day)	7,776 m <sup>3</sup> /day
--------------------------------------	---------------------------

2.4 Reservoir (description, built, dimension and capacity) (See Annex M)

--	--	--	--

2.5 Water Sources (Annex J -WD Water Sources)

2.6 Service Connections

Type	Flat	Metered	Total
Residential Government		7,623	7,623
Commercial		267	267
Refilling		21	21
Total		7,911	7,911

2.7 Production

Average Monthly Production	215,675 cu.m./mo
a. Booster/Pumping (cu.m)	N/A
b. Bulk Water (cu.m)	N/A
Production Efficiency % (average/month) (Total Water Utilized/Total Production)	78.64%
NRW % ( <u>37.20%</u> ) YTD	37.20%

2. CURRENT OPERATION / FINANCIAL HIGHLIGHTS

A. Existing Water Rates (Annex H-Water Rates Schedule)	Annex H
B. Operating Income/Expenses	
Average Water Sales (average/mo)	4,328,111.65
Average Collection (average/mo)	4,551,799.08
Average Expenses-O & M for the year (average/mo)	3,275,307.58
C. Financial Highlights (rate & status)	
Current Ratio = $\frac{\text{Current Assets}}{\text{Current Liabilities}}$	6:1
Long Term Debt/Equity Ratio	1:2
Monthly Biling (average/mo)	4,328,111.65
Collection Efficiency-% of On-Time Payment (YTD)	93%

3. COMMUNITY ECONOMIC PROFILE


A. Total Population (covered by the Water District)	79,474
B. Average Monthly Family Income in the Area	9,705
C. Major Source of Income	Agriculture, Commerce Transportation, Civil Service and Tourist
D. Average Monthly Family Expenditure in the Area	8,734.50
E. City/Municipal Revenue	549.22 Million (as of 12/31/16)
F. Average Rate of Mortality per 100,000 population due to waterborne diseases (e.g. diarrhea)	None
G. Average Rate of Morbidity per 100,000 population due to waterborne diseases (e.g. diarrhea)	214
H. Major Agricultural, Industrial and Commercial activities	
Sugar, Fishing and Agriculture, tourism ( ancestral house and forest-eco tourism	


**4. OTHER INFORMATION**


1. The District has been paying the \_\_N/A\_\_ Water District an average of \_\_N/A\_\_ cubic meter of Bulk Water per month
2. The District has implemented the Meter Clustering System to help alleviate water pilferage
3. The District has regularly monitors the Residual Chlorine in various strategic points of its water supply system (\_\_12\_\_ Summary of Bacteriological Analysis 2017)
4. The District has maintained its established safety programs and standard operating procedure
5. The District has continued implementing the 5% discount for water bill of Senior Citizens
6. The District has approved the Gender and Development Budget for CY 2017 in compliance with RA 9710
7. The District has adopted and implemented the approved Strategic Performance Management System (SPMS)
8. The District has religiously paid the principal and interest of its loans to DBP and City Government of Silay

*Note: Presently the district has no loan with LWUA*

Prepared by:

  
**SUSAN M. SOLIS**  
Admin. & Gen. Serv. Div. Manager

  
**ROSEMARIE M. DUMABOC**  
Commercial Division Mnaager

  
**ENGR. RODNEY L. NABALONA**  
Operations Division Manager

Approved by:

  
**JOSE LUIS G. LEDESMA, JR.**  
General Manager