



**SILAY CITY WATER DISTRICT
STATEMENT OF FINANCIAL POSITION
As of December 31, 2018
(with Comparative Figures for CY 2017)**

	<u>2018</u>	<u>2017</u>
A S S E T S		
Cash and Cash Equivalents	P 29,674,186.00	P 32,127,281.91
Receivables	5,004,560.94	4,012,829.87
Inventories	1,933,584.01	1,424,654.27
Property, Plant and Equipment (net)	59,462,976.45	48,596,700.55
Other Assets	<u>147,719.12</u>	<u>147,719.12</u>
TOTAL ASSETS	P <u>96,223,026.52</u>	P <u>86,309,185.72</u>
LIABILITIES AND EQUITY		
LIABILITIES		
Payables	1,716,157.95	P 4,604,718.81
Inter-Agency Liabilities	1,426,358.67	637,681.44
Trust Liabilities	484,459.79	178,537.99
Deferred Credits	250,431.28	771,452.07
Loans Payable	<u>23,713,541.02</u>	<u>23,307,014.16</u>
TOTAL LIABILITIES	P <u>27,590,948.71</u>	P <u>29,499,404.47</u>
EQUITY		
Government Equity	P 249,231.32	P 249,231.32
Retained Earnings	<u>68,382,846.49</u>	<u>56,560,549.93</u>
TOTAL EQUITY	P <u>68,632,077.81</u>	P <u>56,809,781.25</u>
TOTAL LIABILITIES AND EQUITY	P <u>96,223,026.52</u>	P <u>86,309,185.72</u>


Prepared by


MA. CECILIA BIBIANA D. BEDIA
Corporate Budget Analyst

Verified by:


JENEVELO O. AQUINO
Officer in Charge
Admin and General Services

Noted by:


JOSE LUIS G. LEDESMA JR
General Manager