



Republic of the Philippines  
**Silay City Water District**  
 Jose C. Locsin Avenue, Fortuna Subdivision  
 Silay City, Negros Occidental  
 Telephone Nos.: (034) 495-0163 / 495-5011 - Fax No.: (034) 495-4125

## ANNUAL REPORT

For the Period January 1, 2016 to December 31, 2016

### II. PROFILE

#### 1. THE WATER DISTRICT & ITS PHYSICAL SYSTEM'S FACILITIES

##### A. ORGANIZATION

|                        |                                 |                             |                                |
|------------------------|---------------------------------|-----------------------------|--------------------------------|
| 1. Date Formed         | <u>July 01, 1976</u>            | Age (months) as of 12/31/15 | <u>40 years &amp; 6 months</u> |
| 2. Date CCC was issued | <u>August 12, 1976</u>          | CCC No.                     | <u>027</u>                     |
| 3. Personnel           | <u>27 - permanent 9- Casual</u> |                             |                                |

Comments: (adequacy, qualification, performance & others)

---

##### B. EXISTING SYSTEM'S FACILITIES

###### 1. Service

|   |                                  |
|---|----------------------------------|
| 1.1 Service Area                        | <u>130 sq. km (more or less)</u> |
| 1.2 Population of Service Area (Latest) | <u>78,756</u>                    |
| 1.3 No. of Households                   | <u>15,751</u>                    |
| 1.4 No. of Persons/Household            | <u>5 persons</u>                 |
| 1.5 Service Time (hrs./day)             | <u>24 hours/day</u>              |

###### 2. Structure and Equipment

###### 2.1 Administration Building

|   |                  |
|---|------------------|
| Office Area                                     | <u>295 sq. m</u> |
| Office Equipment (see List of Major Equipments) | <u>Annex L</u>   |

###### 2.2 If rented, how much per month?

N/A

###### 2.3 Type of Water Source

Groundwater

Rated Capacity per day (cu.m. / day)

7,344 cu.m./day

###### 2.4 Reservoir (description, built, dimension and capacity)

(See Annex M)

|  |  |  |  |
|--|--|--|--|
|  |  |  |  |
|--|--|--|--|

###### 2.5 Water Sources (Annex J -WD Water Sources)

###### 2.6 Service Connections

| Type                   | Flat | Metered      | Total        |
|------------------------|------|--------------|--------------|
| Residential Government |      | 7,158        | 7,158        |
| Commercial             |      | 247          | 247          |
| Refilling              |      | 19           | 19           |
| <b>Total</b>           |      | <b>7,424</b> | <b>7,424</b> |

2.7 Production

|  |                  |
|--|------------------|
| Average Monthly Production   | 211,129 cu.m./mo |
| a. Booster/Pumping (cu.m)  | N/A              |
| b. Bulk Water (cu.m)   | N/A              |
| Production Efficiency % (average/month)<br>(Total Water Utilized/Total Production) | 75.78%           |
| NRW % ( 40.76 ) YTD  | 40.76%           |

2. CURRENT OPERATION / FINANCIAL HIGHLIGHTS

|  |              |
|--|--------------|
| A. Existing Water Rates (Annex H-Water Rates Schedule)                     | Annex H      |
| B. Operating Income/Expenses   |              |
| Average Water Sales (average/mo)   | 4,079,044.96 |
| Average Collection (average/mo)  | 4,084,875.42 |
| Average Expenses-O & M for the year (average/mo)                           | 3,243,903.48 |
| C. Financial Highlights (rate & status)                                    |              |
| Current Ratio = $\frac{\text{Current Assets}}{\text{Current Liabilities}}$ | 5:1          |
| Long Term Debt/Equity Ratio  | 1:2          |
| Monthly Billing (average/mo)   | 4,051,537    |
| Collection Efficiency-% of On-Time Payment (YTD)                           | 95%          |


3. COMMUNITY ECONOMIC PROFILE


|  |   |
|--|---|
| A. Total Population (covered by the Water District)  | 78,756 (as of Dec. 2016)  |
| B. Average Monthly Family Income in the Area   | 8,955   |
| C. Major Source of Income  | Agriculture, Commerce<br>Transportation, Civil Service<br>and Tourist |
| D. Average Monthly Family Expenditure in the Area  | 8,060.00  |
| E. City/Municipal Revenue  | 384.18 Million  |
| F. Average Rate of Mortality per 100,000 population due to waterborne diseases (e.g. diarrhea) | None  |
| G. Average Rate of Morbidity per 100,000 population due to waterborne diseases (e.g. diarrhea) | 528   |
| H. Major Agricultural, Industrial and Commercial activities                                    |   |
| Sugar, Fishing and Agriculture, tourism ( ancestral house and forest-eco tourism               |   |


**4. OTHER INFORMATION**

1. The District has been paying the \_\_N/A\_\_ Water District an average of \_\_N/A\_\_ cubic meter of Bulk Water per month
  2. The District has implemented the Meter Clustering System to help alleviate water pilferage
  3. The District has regularly monitors the Residual Chlorine in various strategic points of its water supply system (  12   Summary of Bacteriological Analysis 2016)
  4. The District has maintained its established safety programs and standard operating procedure
  5. The District has continued implementing the 5% discount for water bill of Senior Citizens
  6. The District has approved the Gender and Development Budget for CY 2015 in compliance with RA 9710
  7. The District has adopted and implemented the approved Strategic Performance Management System (SPMS)
  8. The District has religiously paid the principal and interest of its loans to DBP and City Government of Silay
- Note: Presently the district has no loan with LWUA*

Prepared by:

  
**SUSAN M. SOLIS**  
Admin. & Gen. Serv. Div. Manager

  
**ROSEMARIE M. DUMABOC**  
Commercial Division Mnaager

  
**ENGR. RODNEY L. NABALONA**  
Operations Division Manager

Approved by:

  
**JOSE LUIS G. LEDESMA, JR.**  
General Manager